

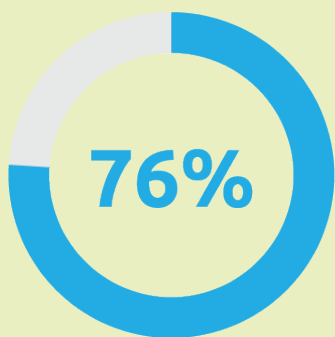
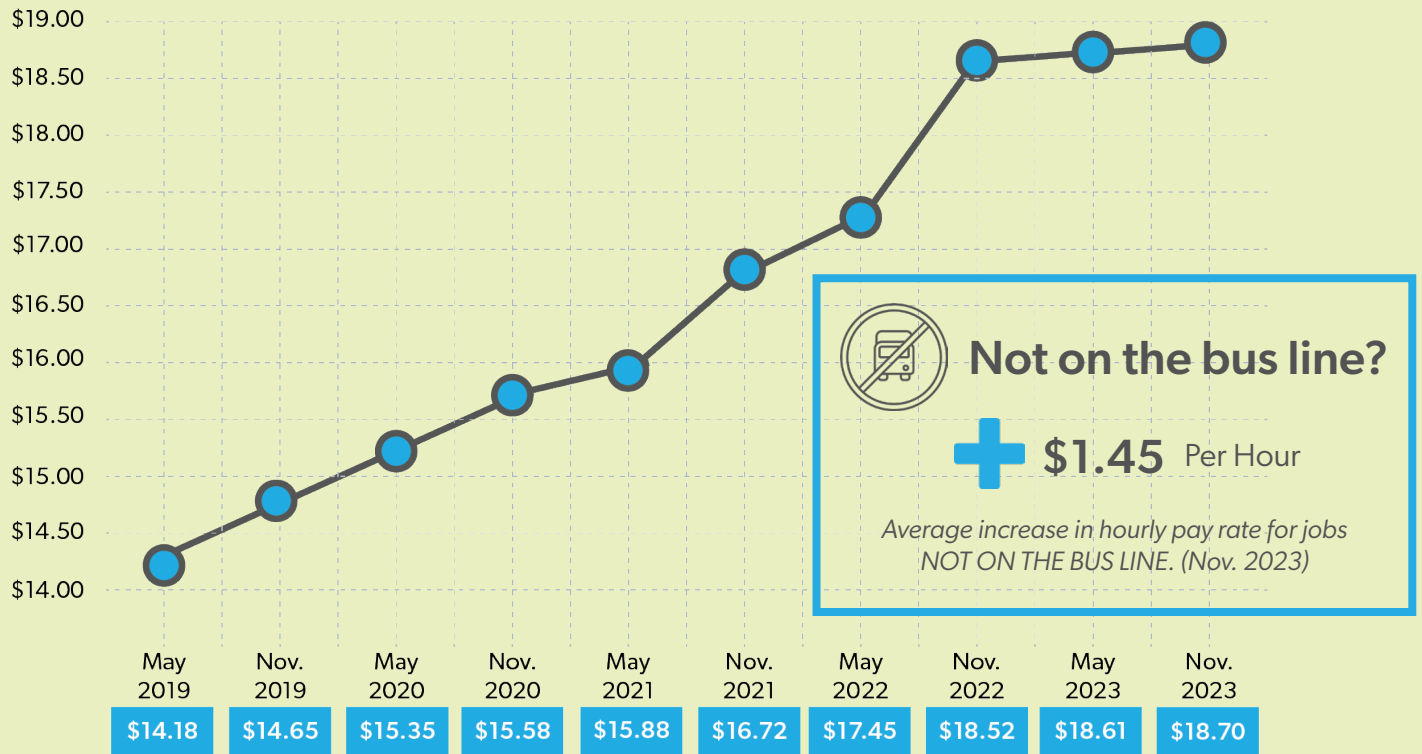


**Employment Market Snapshot**  
**Light Industrial Positions**  
**November 2023**

# EMPLOYMENT MARKET SNAPSHOT

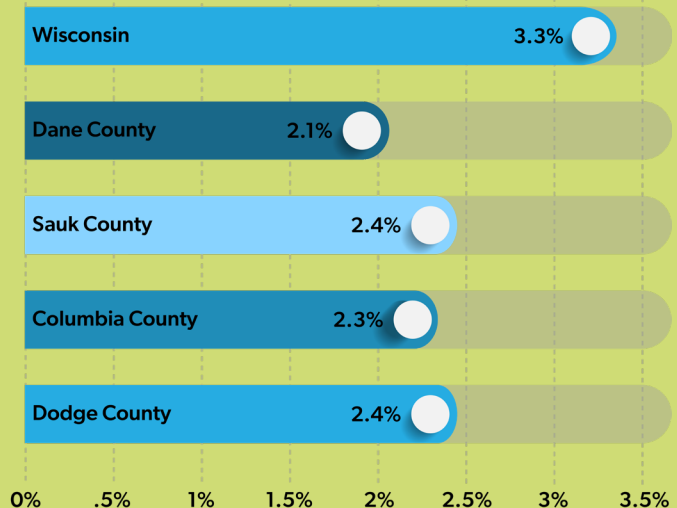
## Dane County - Light Industrial Positions

### PAY RATES INCREASED BY \$4.52 OVER 4 YEARS



of respondents to QTI's Worker Experience survey rate **COMPETITIVE PAY** as one of their top three job search criteria.

### UNEMPLOYMENT REMAINS LOW



# EMPLOYMENT MARKET SNAPSHOT

## Milwaukee Area - Light Industrial Positions

### PAY RATES REMAIN STEADY



### TRANSPORTATION MATTERS



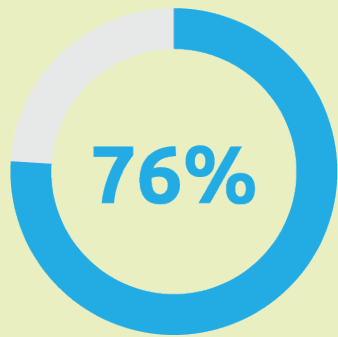
**\$18.45**  
Per Hour

Average pay rate for jobs not on the bus line. (Nov. 2023)



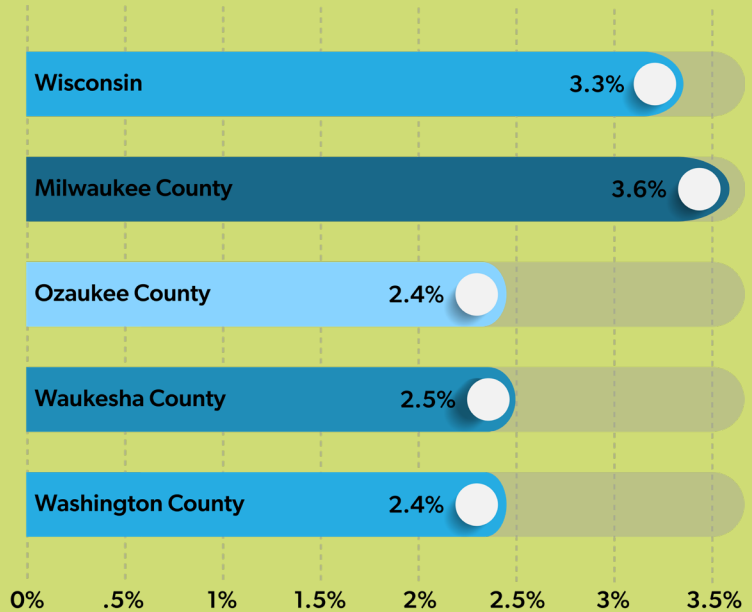
**\$16.44**  
Per Hour

Average pay rate for jobs on the bus line. (Nov. 2023)



of respondents to QTI's Worker Experience survey rate **COMPETITIVE PAY** as one of their top three job search criteria.

### UNEMPLOYMENT REMAINS LOW



November 2023; not seasonally adjusted.

# EMPLOYMENT MARKET SNAPSHOT

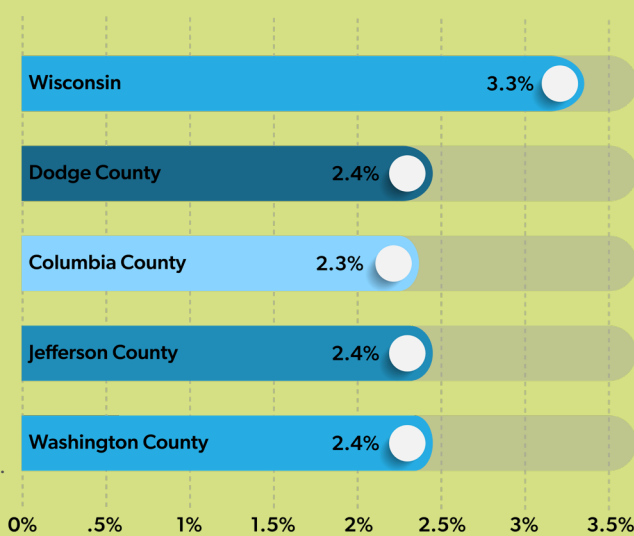
## Beaver Dam Area - Light Industrial Positions

### PAY RATES UP SLIGHTLY FROM MAY 2023



### Wisconsin Unemployment Rates Remain Low

November 2023; not seasonally adjusted.



### LOCATION MATTERS



**\$17.16**  
Per Hour

Average pay rate for jobs in Beaver Dam, WI. (Nov. 2023)



**\$18.48**  
Per Hour

Average pay rate for jobs outside of Beaver Dam, WI. (Nov. 2023)

**76%**

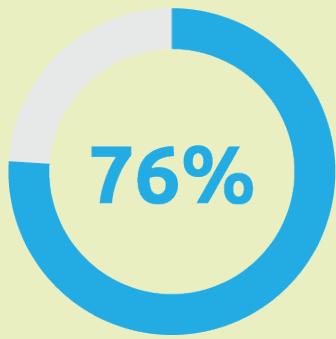
of respondents to QTI's Worker Experience survey rate **COMPETITIVE PAY** as one of their top three job search criteria.

THE **QTI** GROUP

# EMPLOYMENT MARKET SNAPSHOT

## South Central Wisconsin - Light Industrial Positions

### PAY RATES CONTINUE TO INCREASE



of respondents to QTI's Worker Experience survey rate **COMPETITIVE PAY** as one of their top three job search criteria.

### UNEMPLOYMENT REMAINS LOW

